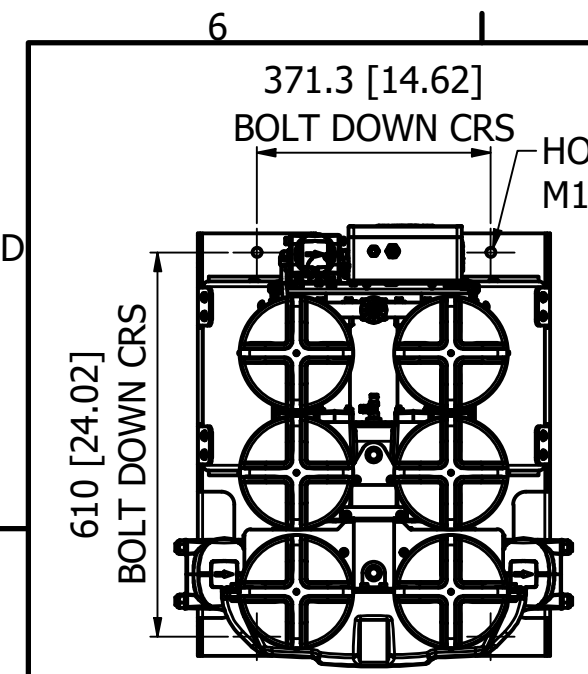


	PIPE SIZE	HEIGHT		WIDTH OF BASE		OVERALL WIDTH		DEPTH		WEIGHT	
MODEL	SPP OR NP	mm	Inch	mm	Inch	mm	Inch	mm	Inch	kg	lbs
BAS HL 075	1"	1595	63	559	22	630	25	682	27	196	432
BAS HL 080	1"	1745	69	559	22	630	25	682	27	220	485
BAS HL 085	1-1/2"	2105	83	559	22	630	25	682	27	255	562

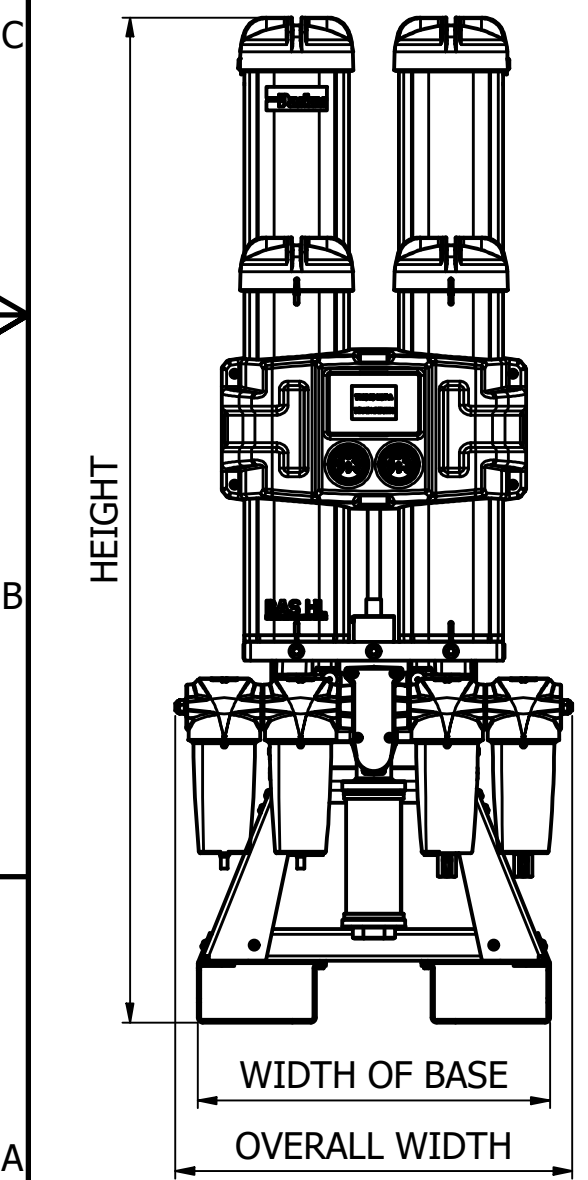
NOTE

 PRIMARY DIMENSIONS IN MM.
 ALTERNATE DIMENSIONS IN
 BRACKETS IN INCHES.

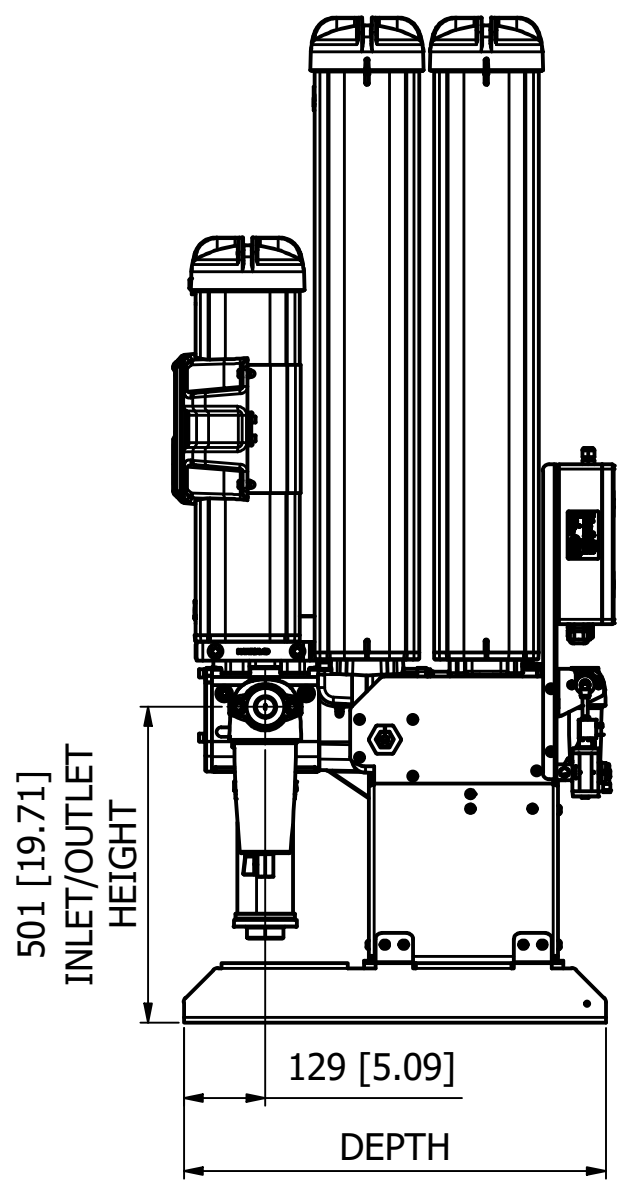
ECO No. 0389658	REV -
PLEASE CONSIDER THE ENVIRONMENT PRIOR TO PRINTING THIS DRAWING	
DO NOT SCALE - IF IN DOUBT ASK	
BASED ON BS 8888	DIMENSIONS IN MILLIMETRES
GENERAL TOLERANCES UNLESS OTHERWISE STATED	
MACHINED DIMENSIONS	
.XX ±0.13	UP TO 300 ±0.3
.X ±0.25	OVER 300 TO 600 ±0.5
POSITIONAL TOLERANCE	
PLAIN HOLES	Ø0.13
TAPPED HOLES	Ø0.26
CONCENTRICITY TOLERANCE	0.13 TIR
MACHINED SURFACES INDICATED THUS	
SURFACE TEXTURE TO BS 1134	
VALUES IN MICROMETRES	
ANGLES ±1/2° (EXCEPT CHAMFERS)	
METRIC THREADS TO BS 3643 MED. CLASS	
EXTERNAL 6g	INTERNAL 6H
PIPE THREADS	
PRESSURE TIGHT TO BS 21	
SHEET METALWORK & FABRICATIONS	
SHEET METALWORK DIMENSIONS	
UP TO 500	±0.5
OVER 500 TO 1000	±1.0
OVER 1000	±1.5
FABRICATED PARTS DIMENSIONS	
UP TO 500	±2
OVER 500 TO 1000	±4
OVER 1000	±6
POSITIONAL TOLERANCE FOR PLAIN & TAPPED HOLES	
UP TO 500	Ø1.0
OVER 500	Ø2.0



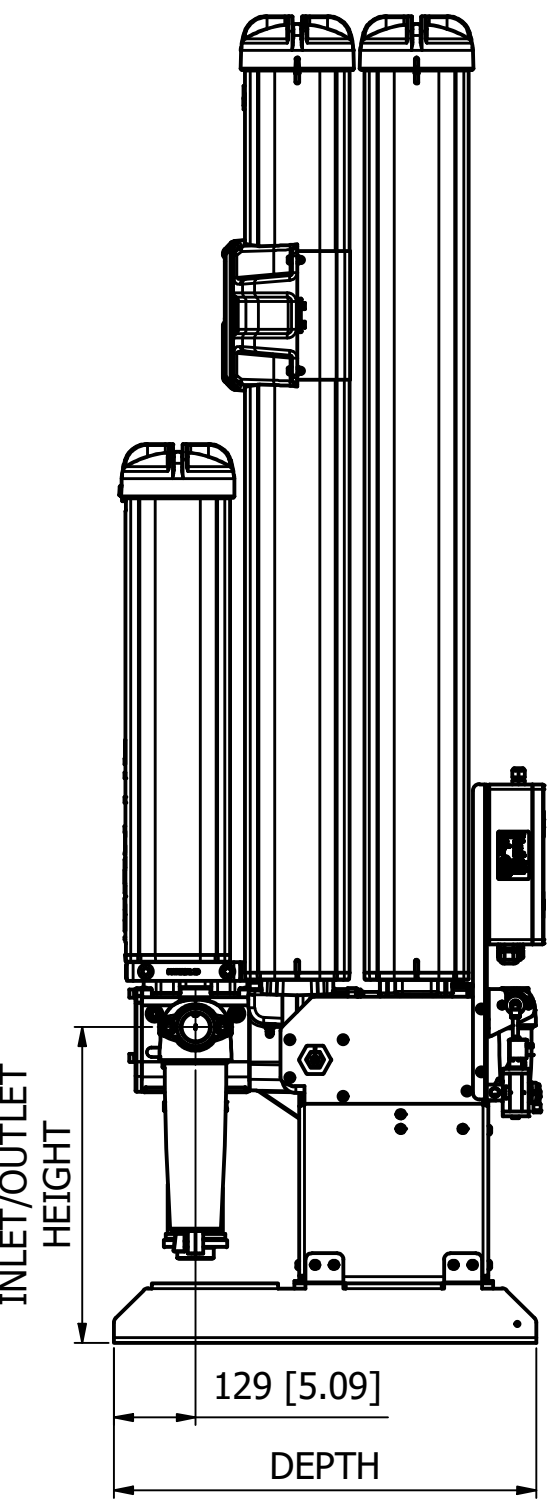
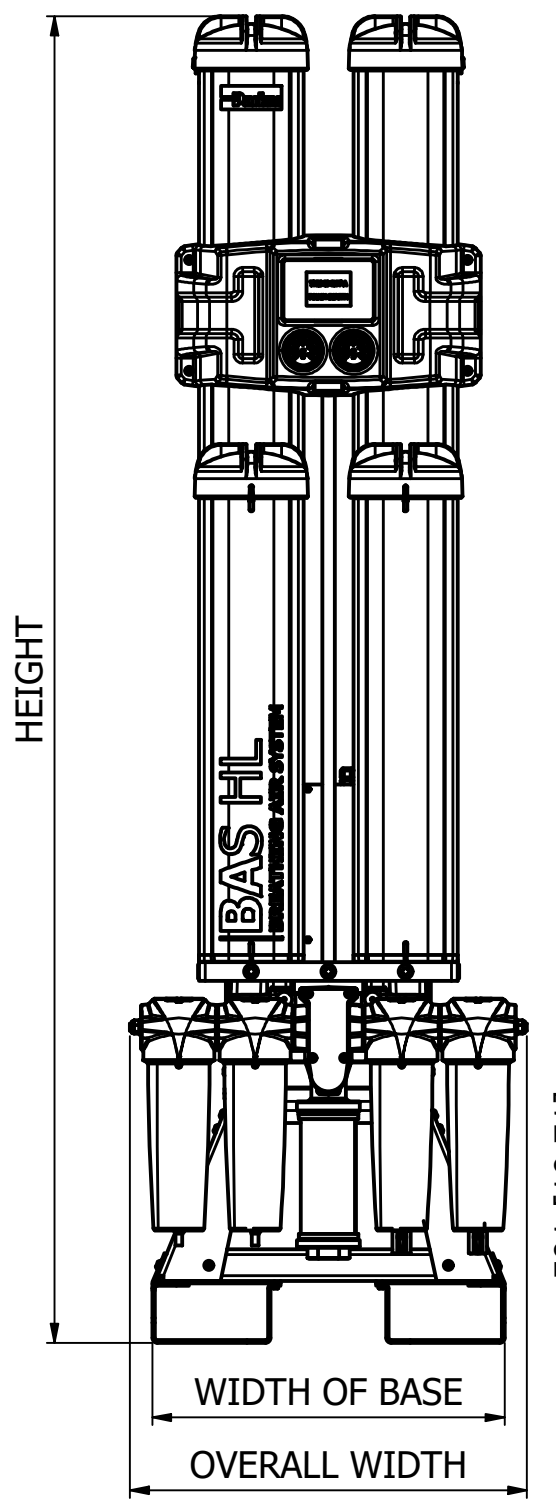
SAME BOLT DOWN CRS FOR ALL MODELS



BASHL075, BASHL080



BASHL085



MATERIAL	SCALE		DRAWN	CHECKED	APPROVED	TITLE	DRG No.	SHEET	
GEN. ARRT.	1:12		NAME	DTR	CHW		101-10531		1 / 1
			DATE	02/02/2022	03/02/2022		03/02/2022		

DIMENSIONAL DRG
BASHL075-085



THIS DOCUMENT IS COPYRIGHT AND IS THE PROPERTY OF PARKER HANNIFIN LTD. IT MUST NOT BE COPIED IN WHOLE OR PART, USED FOR MANUFACTURE OF, OR OTHERWISE DISCLOSED WITHOUT PRIOR WRITTEN CONSENT OF THE COMPANY

© 2021 A3